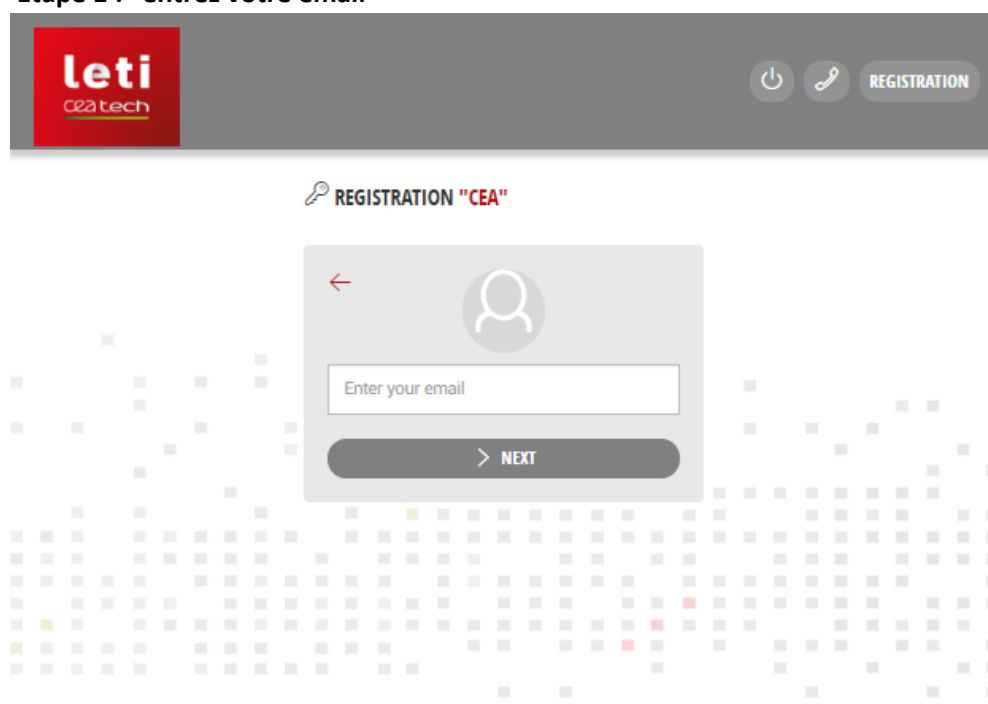


Comment vous inscrire aux Leti Innovation Days

Cliquez sur le lien ci-dessous :


<https://letidays.vimeet.events/en/register/351>

Etape 1 : entrez votre email



The screenshot shows the registration interface for 'leti cea tech'. At the top left is the logo. On the right, there are icons for power, a key, and a button labeled 'REGISTRATION'. Below the header, the text 'REGISTRATION "CEA"' is displayed. The main form area contains a back arrow, a user icon, an input field with the placeholder 'Enter your email', and a 'NEXT' button with a right-pointing arrow.

Si vous avez l'écran ci dessous c'est que vous êtes déjà reconnu sur la plateforme Vimeet (ex : Rdv Carnot). Vous n'avez plus qu'à retrouver votre mot de passe, ou en redemander un nouveau ! puis passer à l'étape 3. Astuce (cocher la case remember me !)



This screenshot shows the registration interface where the user is prompted to enter their password. The email 'dominique.maizou-avezou@cea.fr' is pre-filled in the input field above the password field. Below the password field is a 'VALIDATE' button with a checkmark icon and a checkbox labeled 'Remember me for 30 days'. At the bottom, there is a link for 'Forgotten password?'. A green banner at the bottom of the page contains the message: 'YOUR EMAIL IS ALREADY REGISTERED! you attended one of our events, you can retrieve your profile data and save valuable time!'.

Si vous avez l'écran ci dessous c'est que vous êtes commencé votre inscription ou que vous êtes déjà enregistré.
Une fois connecté passé à l'étape 3 Astuce (cocher la case remember me !)

leti
ce23tech

REGISTRATION

CONNEXION "MEMBER AREA"

michael.tchagaspanian@cea.fr

Password

✓ LOGIN

Remember me for 30 days

Forgotten password?

You are already registered for this event, log with your email adress

Etape 2 : Choisissez votre mot de passe (minimum 8 caractères).

Astuce (cocher la case remember me !)

leti
ce23tech

Leti Innovations Days and Satellite Workshops
July 2-6 2018

REGISTRATION

REGISTRATION "SPEAKER"

speaker@alpha.fr

Choose your password

confirm password

> NEXT

◆ Password is too short, minimum is 8 characters

Etape 3 : compléter votre profil

leti
c22tech

PROFILE - Step 1/3

Gender *

Mr
 Mrs

First name *

First name

Last name *

Last name

Department *

Department

Function *

Function

Mobile *

Mobile

> NEXT

The data collected in this form will be registered with Vimeet, and is needed for your participation at this event. The data will be stored safely and confidentially and will be kept for two years. According to the European Union data protection and freedom of information laws, you have the right to access, rectify, modify and delete all

Etape 4 : Sélectionner une photo (pas obligatoire mais fortement recommandé, voir raisons ci-dessous)

leti
c22tech

PHOTO - Step 2/3

Bruno MOUREY
CTO

Photo

Choisir un fichier 3.png

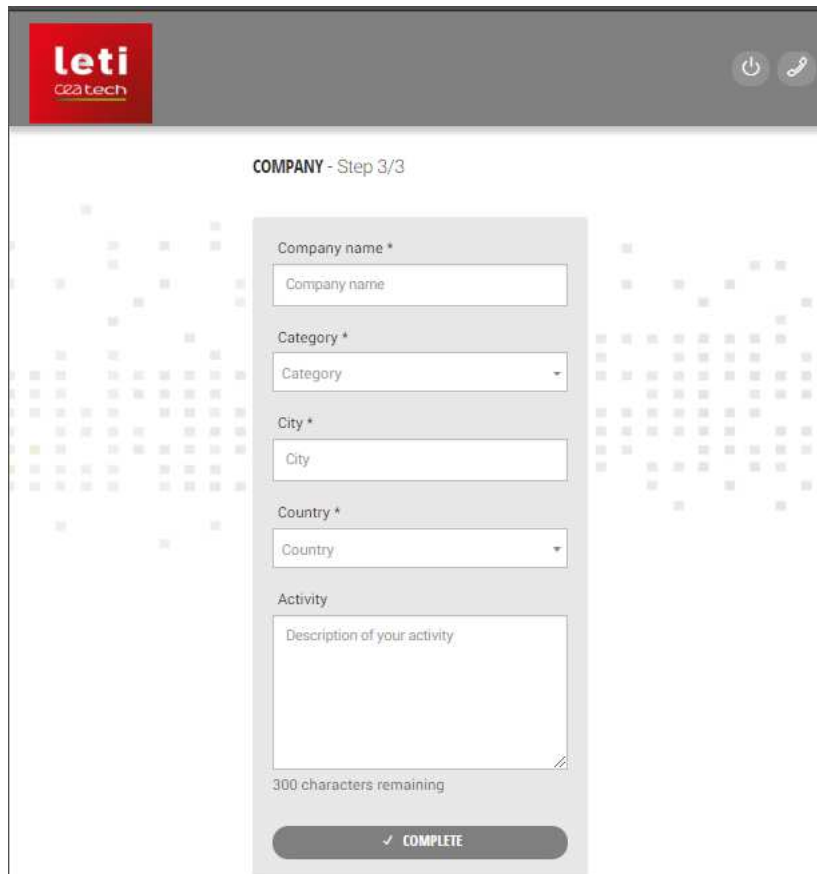
> NEXT

Why should you publish a photo?

- Let potential business partners "put a face to a name"
- Reinforce your professional network
- Help contacts identify you more easily, and vice-versa
- Complete digital business cards available to everyone
- Easily identify each participant's schedule

Etape 5 : Compléter les infos société

(**proposition activité Leti** : CEA Leti, a technology research institute is a global leader in miniaturization technologies enabling smart, energy-efficient and secure solutions for industry. Founded in 1967, Leti pioneers micro & nanotechnologies, tailoring differentiating applicative solutions)



The screenshot shows a web interface for completing company information. At the top left is the 'leti' logo with 'cea tech' underneath. To the right are two circular icons: a power button and a refresh button. The main heading is 'COMPANY - Step 3/3'. The form is a vertical stack of fields:


- Company name ***: A text input field with the placeholder 'Company name'.
- Category ***: A dropdown menu with the placeholder 'Category'.
- City ***: A text input field with the placeholder 'City'.
- Country ***: A dropdown menu with the placeholder 'Country'.
- Activity**: A large text area with the placeholder 'Description of your activity'.

Below the activity field, it says '300 characters remaining'. At the bottom of the form is a dark grey button with a checkmark and the text 'COMPLETE'.

Etape 6: Remplissez et complétez votre feuille de présentation pour qu'elle apparaisse dans le catalogue en ligne. Le catalogue en ligne des participants ouvrira officiellement le 6 juin.

Vous pourrez ensuite accéder aux profils des autres participants et être en mesure d'envoyer des demandes de réunion d'affaires.

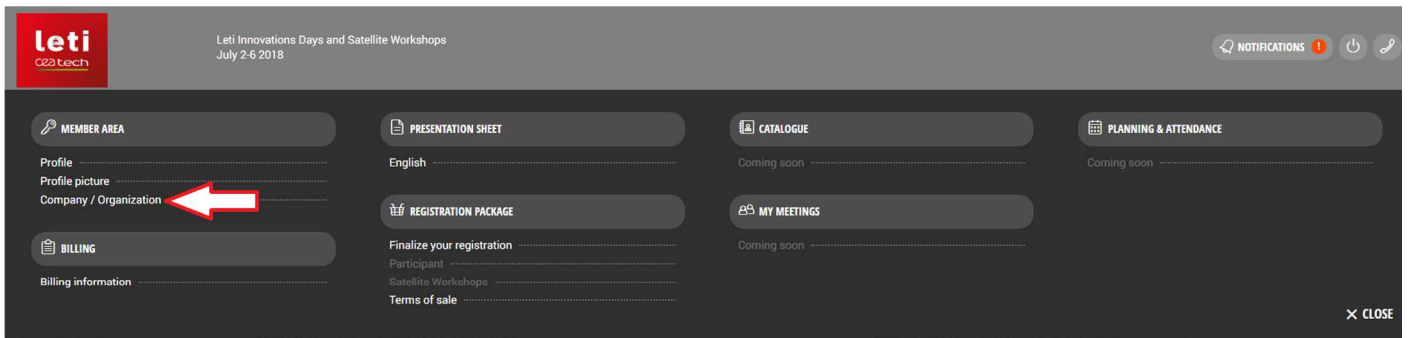
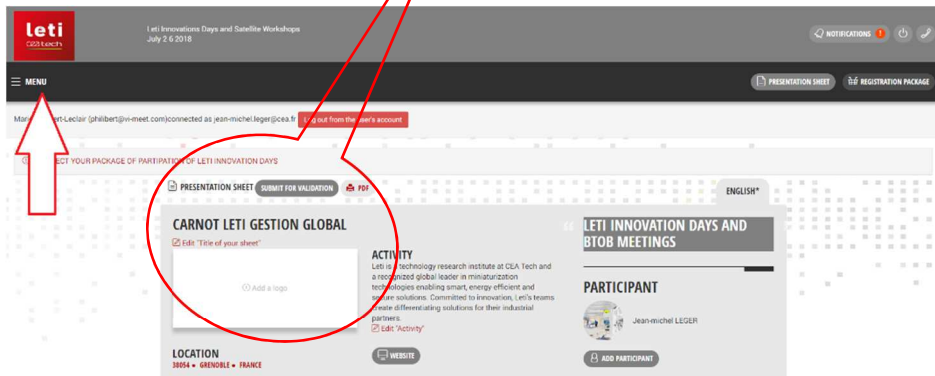
(**proposition activité Leti** : CEA Leti, a technology research institute is a global leader in miniaturization technologies enabling smart, energy-efficient and secure solutions for industry. Founded in 1967, Leti pioneers micro & nanotechnologies, tailoring differentiating applicative solutions)



The screenshot displays a web interface for the Leti Innovation Days registration process. At the top left is the Leti logo (red square with 'leti' in white and 'cea tech' in red below it). To the right are icons for chat, a warning sign, a power button, and a phone. Below the logo is a dark navigation bar with a 'MENU' icon and two buttons: 'PRESENTATION SHEET' and 'REGISTRATION PACKAGE'. A light grey banner below the navigation bar contains the text 'TO SELECT YOUR PACKAGE OF PARTICIPATION OF LETI INNOVATION DAYS'. The main content area features a 'PRESENTATION SHEET' section with a 'SUBMIT FOR VALIDATION' button and a 'PDF' icon. A language selector shows 'ENGLISH*'. The form content includes the title 'CEA LETI', an 'Edit "Title of your sheet"' link, a large white box with a placeholder 'Add a logo', an 'ACTIVITY' section with the text 'CEA Leti, a technology research institute is a global leader in miniaturization technologies enabling smart, energy-efficient and secure solutions for industry. Founded in 1967, Leti pioneers μ-& nanotechnologies, tailoring differentiating applicative solutions for global companies, SME, startups' and an 'Edit "Activity"' link, a 'LOCATION' section with 'GRENOBLE • FRANCE', and a dark grey box with white text 'OBJECTIVES FOR THE LETI INNOVATION DAYS NETWORKING SERVICES'. At the bottom, the text 'APPLICATION FIELDS' is visible.

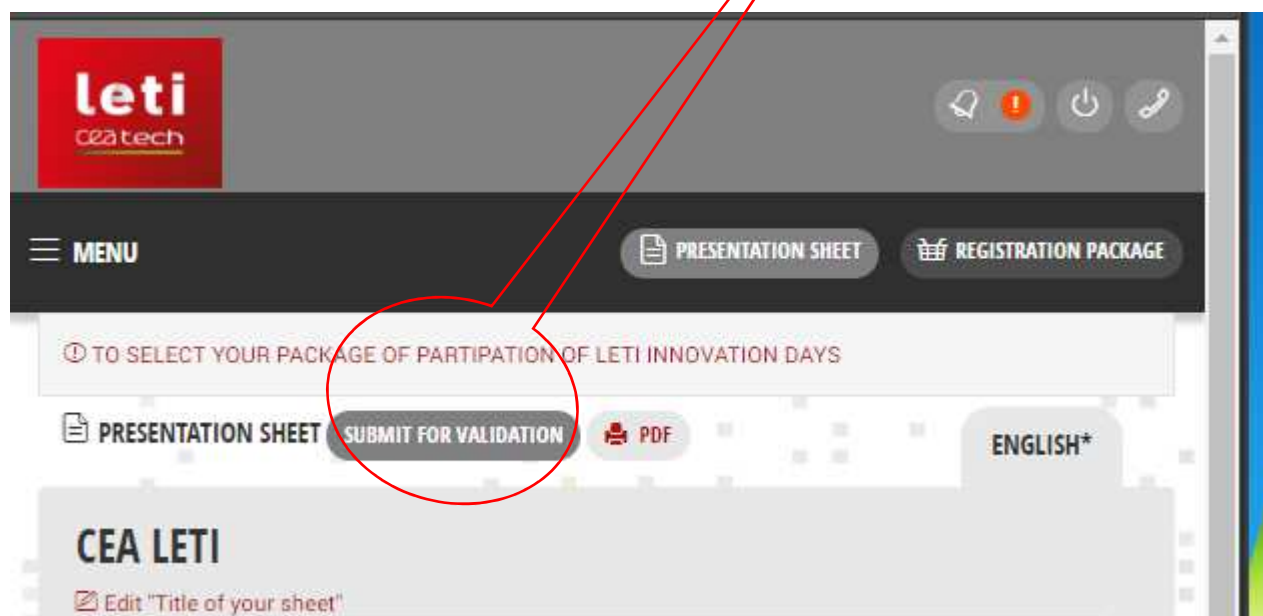
Pour plus d'information sur le déroulement des B2B meetings, [cliquez ici](#)

Pour celles et ceux qui ont comme titre « Carnot Leti Gestion global » dans leur fiche de présentation pour changer le nom de l'événement, cliquez sur menu, puis company /organisation.

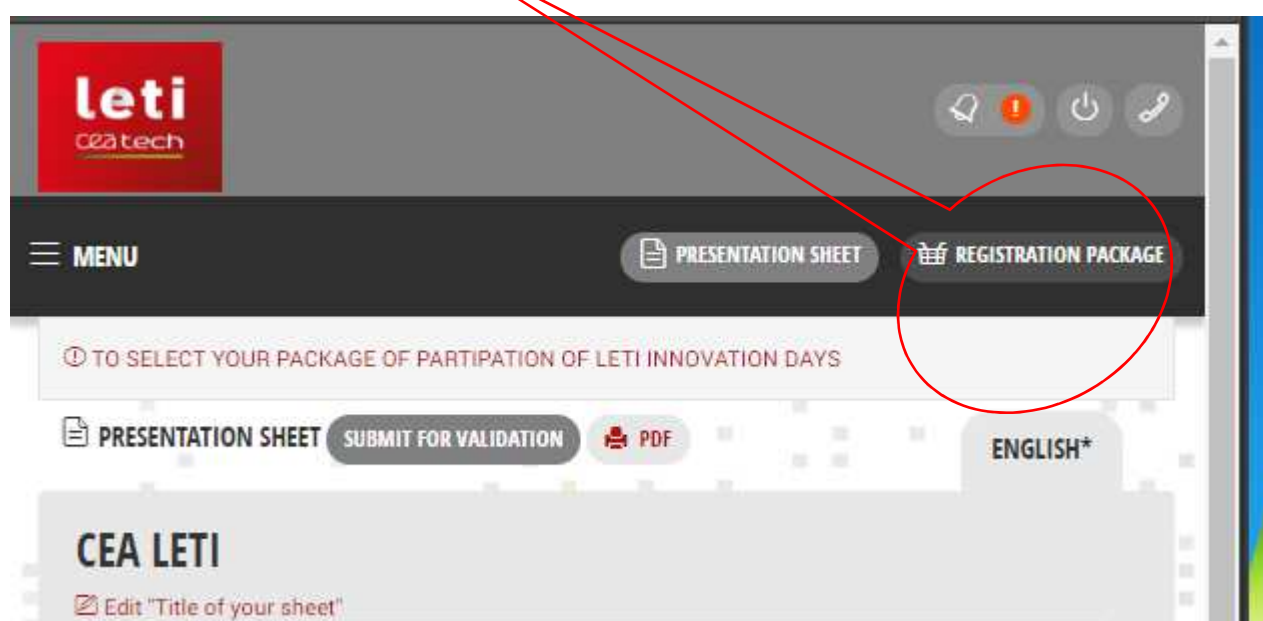


Etape 7 : n'oubliez pas de soumettre votre présentation en cliquant sur "submit for validation" sinon vous aurez des mails de relance jusqu'à ce que la fiche soit complétée.

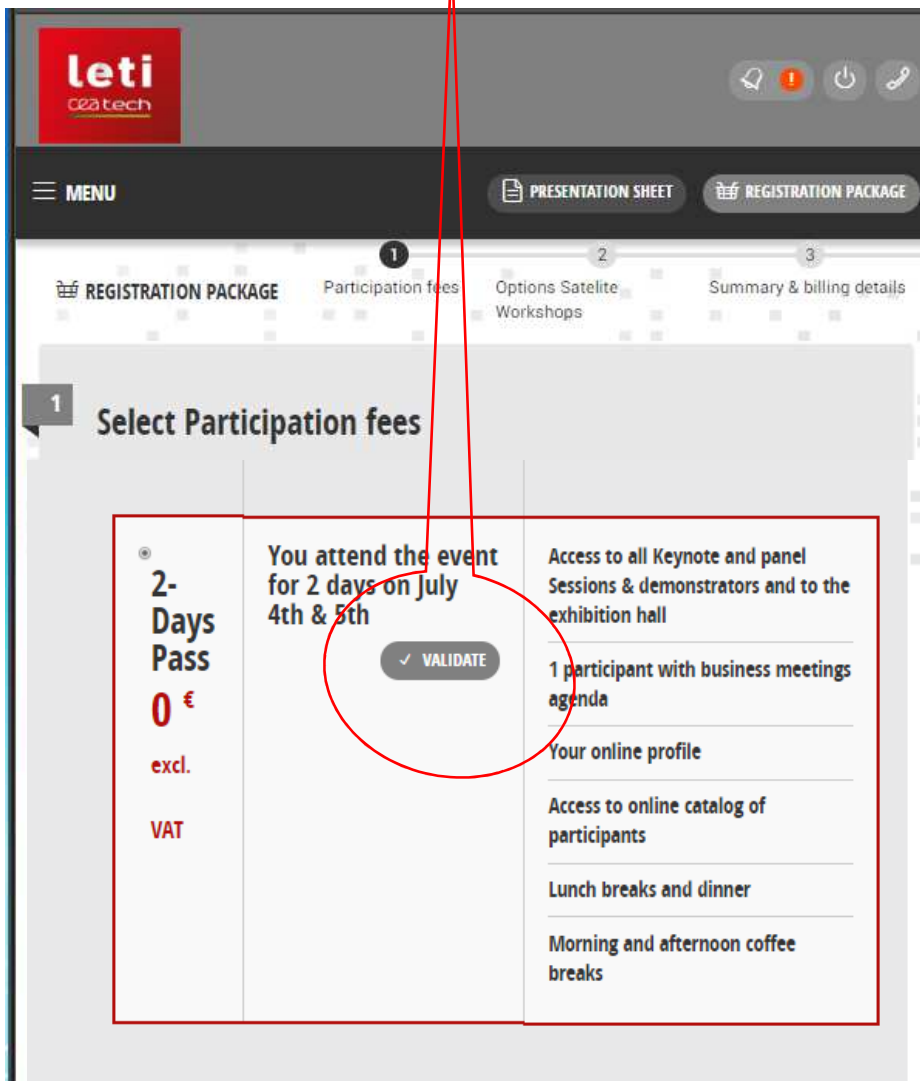
Cette fiche permettra aux autres participants de voir vos domaines d'expertises ! De plus l'algorithme prédictif pourra vous proposer des RDVs en faisant correspondre votre expertise et les besoins des participants



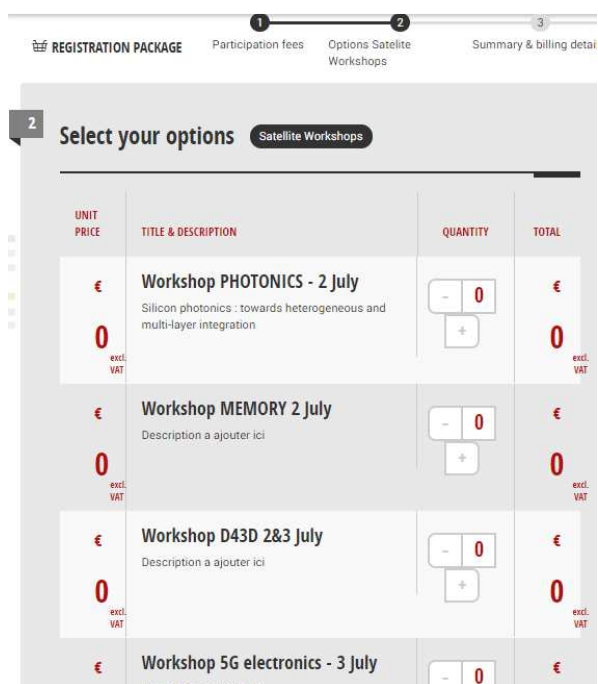
Etape 8 : cliquer sur Registration package



Etape 9 : Choisissez votre package puis valider



Etape 10 : Si vous souhaitez assister à un workshop choisissez votre package puis valider. Pour passer à l'étape suivante il faut Valider à la fin de la liste



Etape 11: Compléter les informations pour la facturation (passage obligé même si le montant est à 0). Cliquer sur « save »

The screenshot shows the 'BILLING INFORMATION' form in the 'REGISTRATION PACKAGE' section. The form includes the following fields:

- Gender * (radio buttons for Mr and Mrs)
- Last Name * (text input: MOUREY)
- First Name * (text input: Bruno)
- Job title (text input: CTO)
- Phone (text input with country code dropdown: FR)
- Mobile phone (text input: +33686314933)
- Email * (text input: bruno.mourey@cea.fr)
- Company * (text input: CEA Leti)
- Address * (text input)
- Postcode * (text input)

Dernière étape : Cliquer sur

I agree and accept the terms and the general sales conditions relating to this participation package.

Puis valider.

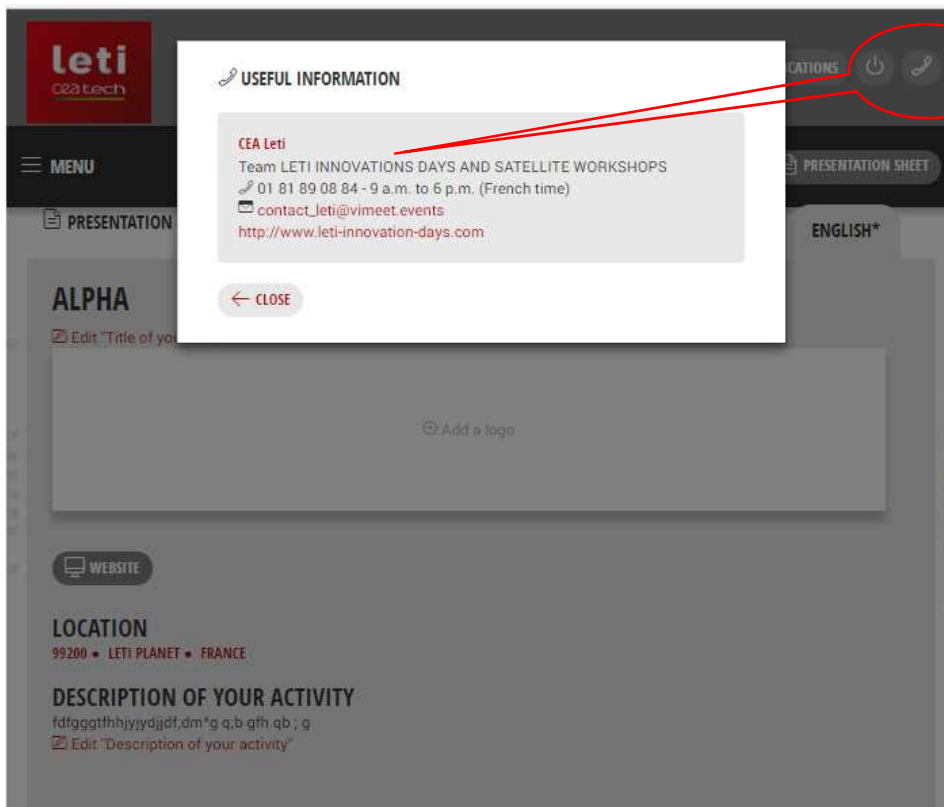
The screenshot shows the 'Summary' page in the 'REGISTRATION PACKAGE' section. It includes a table of items and a summary of costs.

TITLE	UNIT PRICE	QUANTITY	TOTAL
Participation fees			
2-Days Pass	€ 0 excl. VAT	1	€ 0 excl. VAT
Included: Agenda for the B2B Meetings		1	€ 0 excl. VAT
Discount code: <input type="text"/> Enter promotional code: <input type="button" value="VALIDATE"/>			
Total subjected to 20%			€ 0 excl. VAT
+ 20% VAT			0 €
Total to pay			€ 0 incl. VAT

Below the table, there is a checkbox for agreement: I agree and accept the terms and the general sales conditions relating to this participation package. * [View general sales conditions](#)

At the bottom right, there is a button:

Hotline : si besoin



Vous recevrez 3 mails :

- Un concernant la validation de votre fiche de présentation quand elle sera complète (sinon relance de la part de la plateforme) (sous 48 heures, une fois la fiche complétée)

Expéditeur: "Leti Innovations Days and Satellite Workshops - July 2 to 6"

<no-reply@letidays.vimeet.events**>**

Date: 22 mai 2018 à 12:40:38 UTC+2

Destinataire: john-doe@free.fr

Objet: Presentation sheet validated

Hello John DOE, your presentation sheet has been validated

[See the presentation sheet](#)

Leti Innovations
Days and Satellite
Workshops - July
2 to 6
Leti Innovations Days
and Satellite
Workshops
July 2-6 2018
[http://www.leti-
innovation-days.com](http://www.leti-innovation-days.com)

Contact
Team LETI INNOVATIONS
DAYS AND SATELLITE
WORKSHOPS
01 81 89 08 84 - 9 a.m. to 6 p.m.
(French time)
contact_leti@vimeet.events

- Le suivant vous permettra de revenir sur votre compte et de compléter votre fiche de présentation

De : no-reply@letidays.vimeet.events [mailto:no-reply@letidays.vimeet.events]
Envoyé : mercredi 23 mai 2018 10:20
À : MOUREY Bruno 202947 <bruno.mourey@cea.fr>
Objet : You are pre-registered to Leti Innovations Days and Satellite Workshops - July 2 to 6

Bruno MOUREY,

Your registration to Leti Innovations Days and Satellite Workshops - July 2 to 6 has been taken into account and will be reviewed by the Leti Innovations Days and Satellite Workshops - July 2 to 6 team as soon as possible. You will receive a confirmation email when your registration has been validated by the organizer

[Your member area](#)

Leti Innovations Days and Satellite Workshops
- July 2 to 6
Leti Innovations Days and Satellite Workshops
July 2-6 2018
<http://www.leti-innovation-days.com>

Contact
Team LETI INNOVATIONS DAYS AND SATELLITE
WORKSHOPS
01 81 89 08 84 - 9 a.m. to 6 p.m. (French time)
contact_leti@vimeet.events

- Le suivant concerne votre confirmation d'inscription aux LID (sous 48 heures)

Expéditeur: "Leti Innovations Days and Satellite Workshops - July 2 to 6" <no-reply@letidays.vimeet.events>
Date: 22 mai 2018 à 12:43:30 UTC+2
Destinataire: john.doe@free.fr
Objet: **Your registration as Speaker for Leti Innovations Days and Satellite Workshops - July 2 to 6 is validated**

John Doe,

We are pleased to confirm your participation in the event Leti Innovations Days and Satellite Workshops - July 2 to 6 and we thank you for your trust.

Our entire team will be at your disposal to make your participation a success.

Leti Innovations Days
and Satellite
Workshops - July 2 to
6
Leti Innovations Days and
Satellite Workshops
July 2-6 2018
<http://www.leti-innovation-days.com>

Contact
Team LETI INNOVATIONS DAYS
AND SATELLITE WORKSHOPS
01 81 89 08 84 - 9 a.m. to 6 p.m.
(French time)
contact_leti@vimeet.events